



5 mm – 12 mm O/D tube  
3/16" – 1/2" O/D tube

- For use in drinks dispense, food processing and general industrial compressed air applications
- Quick and simple assembly
- Tamper resistant with optional snap-on cover
- Suitable for rigid and flexible tubing
- Easy inch/metric identification
- SK and WRC approval



 **PLASFIT**

## Technical Data

### Medium:

Compressed air, inert gases, water, beer, lager, stout, cider, wine, tea, coffee, syrups, carbonated drinks.

### Operating Pressure:

0 – 10 bar

### Operating Temperature:

0°C to 70°C

### Tubing:

Rigid or flexible tubing, brewing grade including annealed stainless steel with:

- tolerance band (nominal O/D)  
Imperial: +0.002" to – 0.005"  
Metric: +0.05 mm to – 0.1 mm
- surface free from score marks
- no tube end burrs

## Materials

Body/Washer/Release Sleeve: Acetal co-polymer M90–04 kemetal

Grab Ring: stainless steel type 301521 to BS 1449 Part 2

O-Ring: food grade nitrile rubber

## Tube Sizes

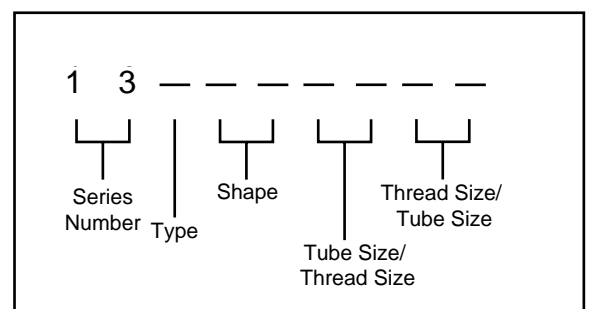
5, 6, 8, 10, 12 mm O/D (black release sleeve)

3/16, 1/4, 5/16, 3/8, 1/2 O/D (grey release sleeve)

## Ordering Information













To order, quote appropriate product number from the tables on the following pages.

Plasfit's new product numbering system is designed to make identification and selection simple:
















**Straight Connectors and Adaptors**

<p><b>STRAIGHT STEM CONNECTOR</b> 13022 11022</p>  <p>Page 9.4.001.03</p>	<p><b>TAILPIECE STEM ADAPTOR</b> Tube stem to hose bore 13039</p>  <p>Page 9.4.001.04</p>	<p><b>STRAIGHT STEM ADAPTOR</b> Tube stem to male BSP taper 13115 11115</p>  <p>Page 9.4.001.04</p>	<p><b>NIPPLED STEM CONNECTOR</b> Tube stem to male (Enots) compression 13315</p>  <p>Page 9.3.001.04</p>	<p><b>REDUCING CONNECTOR</b> Tube stem to tube 13023 11023</p>  <p>Page 9.4.001.04</p>	<p><b>BULKHEAD CONNECTOR</b> Tube to tube 13029 11029</p>  <p>Page 9.4.001.05</p>	<p><b>STRAIGHT CONNECTOR</b> Tube to female (Enots) compression 13326</p>  <p>Page 9.4.001.05</p>
<p><b>STRAIGHT CONNECTOR - EQUAL</b> Tube to tube 13020 11020</p>  <p>Page 9.4.001.05</p>	<p><b>STRAIGHT CONNECTOR - UNEQUAL</b> Tube to tube 13020 11020</p>  <p>Page 9.4.001.05</p>	<p><b>STRAIGHT ADAPTOR</b> Tube to male BSP taper 13125 11125</p>  <p>Page 9.4.001.06</p>	<p><b>STRAIGHT ADAPTOR</b> Tube to male BSP parallel 13225</p>  <p>Page 9.4.001.06</p>	<p><b>STRAIGHT NIPPLED ADAPTOR</b> Tube to male (Enots) compression 13325</p>  <p>Page 9.4.001.06</p>		



**Elbow Connectors and Adaptors**

<p><b>ELBOW CONNECTOR - EQUAL</b> Tube to tube 13040 11040</p>  <p>Page 9.4.001.07</p>	<p><b>ELBOW CONNECTOR - UNEQUAL</b> Tube to tube 13040 11040</p>  <p>Page 9.4.001.07</p>	<p><b>STEM ELBOW</b> Stem to tube 13043 11043</p>  <p>Page 9.4.001.07</p>	<p><b>SWEEP ELBOW</b> Tube to tube 13050 11050</p>  <p>Page 9.4.001.07</p>	<p><b>SWIVEL ELBOW ADAPTOR</b> Tube to male BSP taper 13147 11147</p>  <p>Page 9.4.001.08</p>		
---	---	--	---	--	--	--

**Tee Connectors, Adaptors, 'Y' Connectors and Adaptors**

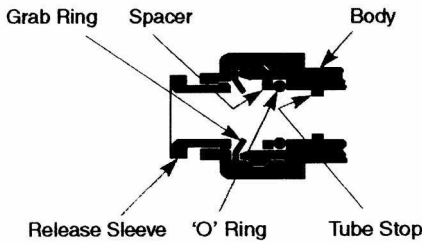
<p><b>TEE CONNECTOR</b> Tube to tube 13060 11060</p>  <p>Page 9.4.001.08</p>	<p><b>SWIVEL TEE ADAPTOR</b> Tube to male BSP taper 13167 11167</p>  <p>Page 9.4.001.08</p>	<p><b>SWIVEL SIDE TEE ADAPTOR</b> Tube to male BSP taper 13168 11168</p>  <p>Page 9.4.001.08</p>	<p><b>TWO-WAY SPLITTER</b> Tube to tube 13081 11081</p>  <p>Page 9.4.001.09</p>	<p><b>THREE-WAY SPLITTER</b> Tube to tube 13091 11091</p>  <p>Page 9.4.001.09</p>	<p><b>PARALLEL SPLITTER</b> Tube to tube 13082</p>  <p>Page 9.4.001.09</p>	
--	--	---	--	--	---	--

**Accessories**

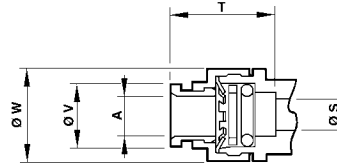
<p><b>SNAP ON COVER</b> Inch &amp; Metric 13004 11004</p>  <p>Page 9.4.001.09</p>	<p><b>PLUG</b> 13004 11004</p>  <p>Page 9.4.001.03</p>					
--	---	--	--	--	--	--



### Component Parts



### Typical Dimensions

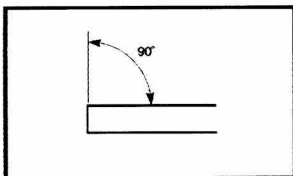


A	S'	T	V	W
O/D tube		tubing stop		
3/16	3,4	18,0	9,3	13,6
1/4	4,4	19,0	11,0	15,4
5/16	6,0	19,7	12,5	17,0
3/8	7,6	21,0	14,7	19,0
1/2	9,6	22,5	18,0	23,0

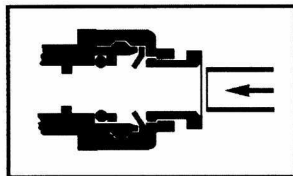
A	S'	T	V	W
O/D tube		tubing stop		
5	3,4	18,0	9,3	13,6
6	4,4	19,0	11,0	15,4
8	6,0	19,7	12,5	17,0
10	7,6	21,0	14,7	19,0
12	9,6	22,5	18,0	23,0

†Dimension here (minimum bore diameter) is common per tube size for all Connectors, Elbows and Tees, unless otherwise stated.

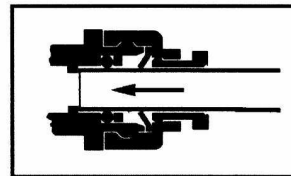
### Method of Assembly



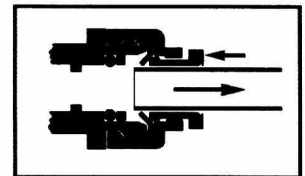
1. Ensure that the end of the tube is cut square and is free from burrs.



2. Push the tube through the release sleeve into the fitting.

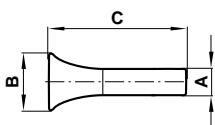


3. Push the tube firmly home until it seats against the tube stop.



4. To dismantle, press the release sleeve down and withdraw the tube.

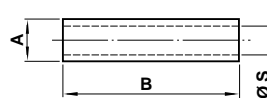
### Plug



### 13004

Product number	A	B	C
13 004 0300	3/16	10,6	28,0
13 004 0400	1/4	11,6	28,5
13 004 0500	5/16	12,7	29,5
13 004 0600	3/8	15,6	34,0
13 004 0700	1/2	16,7	37,5

### Straight Stem Connector



### 13022

Product number	A	B	S
13 022 0300	3/16	41	3,1
13 022 0400	1/4	42	4,4
13 022 0500	5/16	43	5,4
13 022 0600	3/8	46	6,2
13 022 0700	1/2	49	9,4

### 11004

Product number	A	B	C
11 004 0500	5	10,6	28,0
11 004 0600	6	11,6	28,5
11 004 0800	8	12,7	29,5
11 004 1000	10	15,6	34,0
11 004 1200	12	16,7	37,5

### 11022

Product number	A	B	S
11 022 0500	5	41	3,3
11 022 0600	6	42	4,0
11 022 0800	8	43	5,4
11 022 1000	10	46	7,0
11 022 1200	12	49	8,5

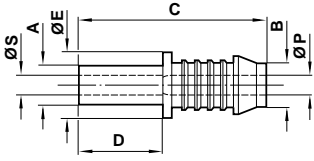


### Tailpiece Stem Adaptor

**13039**

Tube (male) stem to hose bore

Product number	A O/D	B hose tube bore	C	D	E	P	S
13 039 0510	5/16	3/8	52	23	14	6,0	5,5
13 039 0610	3/8	3/8	53,5	24,5	14	6,0	6,4
13 039 0710	1/2	3/8	55	26	14	6,0	9,6
13 039 0612	3/8	1/2	53,5	24,5	17	9,0	6,4
13 039 0712	1/2	1/2	55	26	17	9,0	9,6

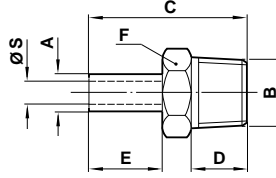


### Straight Stem Adaptor

**13115**

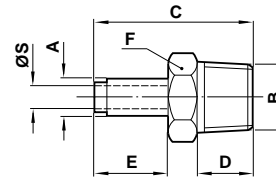
Tube stem to male BSP taper

Product number	A O/D	B BSP stem taper	C	D	E	F A/F	S
13 115 0318	3/16	1/8	31	9,5	16,5	13	3,3
13 115 0418	1/4	1/8	33,5	9,5	17,4	15	4,0
13 115 0428	1/4	1/4	35	11,1	17,4	15	4,0
13 115 0518	5/16	1/8	34	9,5	17,8	15	5,2
13 115 0528	5/16	1/4	35,5	11,1	17,8	15	5,2
13 115 0538	5/16	3/8	38,5	12,7	17,8	19	5,2
13 115 0628	3/8	1/4	37	11,1	19	17	7,2
13 115 0638	3/8	3/8	40	12,7	19	19	7,2
13 115 0738	1/2	3/8	41,5	12,7	20,3	24	9,7
13 115 0748	1/2	1/2	44,5	15,9	20,3	24	9,7



**11115**

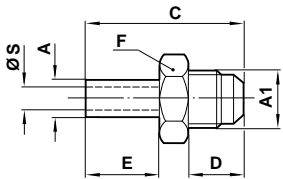
Product number	A O/D	B BSP stem taper	C	D	E	F A/F	S
11 115 0518	5	1/8	31	9,5	16,5	13	3,0
11 115 0618	6	1/8	33,5	9,5	17,4	15	4,0
11 115 0628	6	1/4	35	11,1	17,4	15	4,0
11 115 0818	8	1/8	34	9,5	17,8	15	5,2
11 115 0828	8	1/4	35,5	11,1	17,8	15	5,2
11 115 0838	8	3/8	38,5	12,7	17,8	19	5,2
11 115 1028	10	1/4	37	11,1	19	17	7,0
11 115 1038	10	3/8	40	12,7	19	19	7,0
11 115 1238	12	3/8	41,5	12,7	20,3	24	9,0
11 115 1248	12	1/2	44,5	15,9	20,3	24	9,0



### Nippled Stem Connector

**13315**

Tube stem to male (Enots) Compression

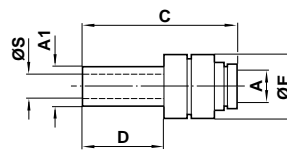


Product number	A O/D stem	A1 Thread Whitworth form	C	D	E	F A/F	S
13 315 043X	1/4	1/2 x 24 tpi	37,6	17,4	13,5	15	4,0
13 315 044X	1/4	9/16 x 24 tpi	39,5	17,4	15,1	15	4,0
13 315 053X	5/16	1/2 x 24 tpi	38	17,8	13,5	15	5,5
13 315 054X	5/16	9/16 x 24 tpi	39,8	17,8	15,1	15	5,5
13 315 063X	3/8	1/2 x 24 tpi	39,5	19	13,5	17	5,0
13 315 064X	3/8	9/16 x 24 tpi	41	19	15,1	17	6,4

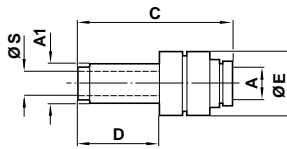
### Reducing Connector

**13023**

Tube stem to tube



Product number	A1 O/D stem	A O/D tube	C	D	E	S
13 023 0403	1/4	3/16	42,0	22,5	13,6	3,4
13 023 0503	5/16	3/16	42,5	23,0	13,6	3,4
13 023 0504	5/16	1/4	44,0	23,0	15,4	4,4
13 023 0603	3/8	3/16	44,5	24,5	13,6	3,4
13 023 0604	3/8	1/4	45,5	24,5	15,4	4,4
13 023 0605	3/8	5/16	46,2	24,5	17,0	6,0
13 023 0705	1/2	5/16	48,7	27,0	17,0	6,0
13 023 0706	1/2	3/8	49,9	27,0	19,0	8,0



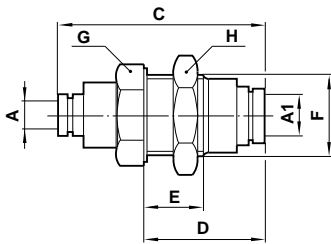
**11023**

Product number	A1 O/D stem	A O/D tube	C	D	E	S
11 023 0605	6	5	42,0	22,5	13,6	3,4
11 023 0805	8	5	42,5	23,0	13,6	3,4
11 023 0806	8	6	44,0	23,0	15,4	4,4
11 023 1005	10	5	44,5	24,5	13,6	3,4
11 023 1006	10	6	45,5	24,5	15,4	4,4
11 023 1008	10	8	46,2	24,5	17,0	6,0
11 023 1208	12	8	48,7	27,0	17,0	6,0
11 023 1210	12	10	49,9	27,0	19,0	8,0



### Bulkhead Connector

Tube to tube



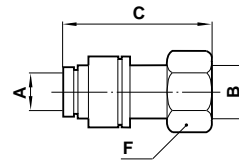
These fittings feature bulkhead mounting and are supplied complete with one locknut.

### 13029

Product number	A1 O/D tube	A O/D tube	C	D	E	F thread	G A/F	H A/F
13 029 0500	5/16	5/16	53,8	32	17	M20 x 1,5	22	27
13 029 0605	3/8	5/16	55,5	33	17,2	M22 x 1,5	24	27
13 029 0600	3/8	3/8	56,7	33	17,2	M22 x 1,5	24	27
13 029 0700	1/2	1/2	64,8	37,4	19,9	M28 x 1,5	32	36

### Straight Connector

Tube to female  
(Enots) compression



### 13326

Product number	A O/D stem	B Thread Whitworth Form	C	F A/F
13 326 053X	5/16	1/2 x 24 tpi	36,4	17
13 326 063X	3/8	1/2 x 24 tpi	38,6	17
13 326 064X	3/8	9/16 x 24 tpi	39,1	19

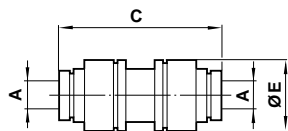
### 11029

Product number	A1 O/D tube	A O/D tube	C	D	E	F thread	G A/F	H A/F
11 029 0800	8	8	53,8	32	17	M20 x 1,5	22	27
11 029 1008	10	8	55,5	33	17,2	M22 x 1,5	24	27
11 029 1000	10	10	56,7	33	17,2	M22 x 1,5	24	27
11 029 1200	12	12	64,8	37,4	19,9	M28 x 1,5	32	36

### Straight Connector – Equal

### 13020

Tube to tube

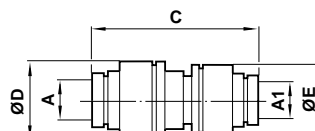


Product number	A O/D tube	C	E
13 020 0300	3/16	38	13,6
13 020 0400	1/4	40	15,4
13 020 0500	5/16	41,4	17
13 020 0600	3/8	44,2	19
13 020 0700	1/2	47	23

### Straight Connector – Unequal

### 13020

Tube to tube



Product number	A O/D tube	A1 O/D tube	C	D	E
13 020 0403	1/4	3/16	39,7	15,4	13,7
13 020 0503	5/16	3/16	40,7	17	13,7
13 020 0504	5/16	1/4	40,5	17	15,4
13 020 0603	3/8	3/16	41,9	19	13,7
13 020 0604	3/8	1/4	41,8	19	15,4
13 020 0605	3/8	5/16	42,8	19	17
13 020 0706	1/2	3/8	45,2	23	17

### 11020

Product number	A O/D tube	C	E
11 020 0500	5	38	13,6
11 020 0600	6	40	15,4
11 020 0800	8	41,4	17
11 020 1000	10	44,2	19
11 020 1200	12	47	23

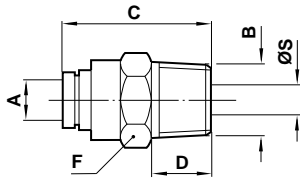
### 11020

Product number	A O/D tube	A1 O/D tube	C	D	E
11 020 0605	6	5	39,7	15,4	13,7
11 020 0805	8	5	40,7	17	13,7
11 020 0806	8	6	40,5	17	15,4
11 020 1005	10	5	41,9	19	13,7
11 020 1006	10	6	41,8	19	15,4
11 020 1008	10	8	42,8	19	17
11 020 1208	12	8	45,2	23	17
11 020 1210	12	10	45,9	23	19



**Straight Adaptor**

Tube to male BSP taper

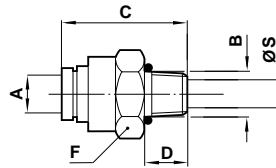


**13125**

Product number	A O/D tube	B BSP taper	C	D	F A/F	S
13 125 0318	3/16	1/8	30,5	9,5	14	3,4
13 125 0418	1/4	1/8	30,9	9,5	17	4,0
13 125 0428	1/4	1/8	32,9	11,1	17	4,4
13 125 0438	1/4	3/8	35,5	12,7	19	4,4
13 125 0518	5/16	1/8	31,7	9,5	17	4,0
13 125 0528	5/16	1/4	33,2	11,1	17	6,0
13 125 0538	5/16	3/8	36,2	12,7	19	6,0
13 125 0628	3/8	1/4	35,4	11,1	17	6,5
13 125 0638	3/8	3/8	36,9	12,7	19	7,6
13 125 0728	1/2	1/4	37,4	11,1	24	6,5
13 125 0738	1/2	3/8	38,9	12,7	24	9,5
13 125 0748	1/2	1/2	42,4	15,9	24	9,6

**Straight Adaptor**

Tube to male BSP parallel



**13225**

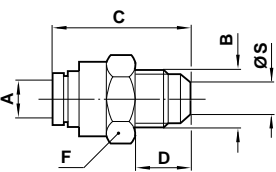
Product number	A O/D tube	B BSP	C	D	F A/F	S
13 225 0528	5/16	1/4	31,0	7,5	19	6,5
13 225 0618	3/8	1/8	31,0	8,0	19	4,7
13 225 0628	3/8	1/4	32,4	7,5	19	7,6

**11125**

Product number	A O/D tube	B BSP taper	C	D	F A/F	S
11 125 0518	5	1/8	30,5	9,5	14	3,4
11 125 0618	6	1/8	30,9	9,5	17	4,0
11 125 0628	6	1/4	32,9	11,1	17	4,4
11 125 0638	6	3/8	35,5	12,7	19	4,4
11 125 0818	8	1/8	31,7	9,5	17	4,0
11 125 0828	8	1/4	33,2	11,1	17	6,0
11 125 0838	8	3/8	36,2	12,7	19	6,0
11 125 1028	10	1/4	35,4	11,1	17	6,5
11 125 1038	10	3/8	36,9	12,7	19	7,6
11 125 1228	12	1/4	37,4	11,1	24	6,5
11 125 1238	12	3/8	38,9	12,7	24	9,5
11 125 1248	12	1/2	42,4	15,9	24	9,6

**Straight Nipped Adaptor**

Tube to male (Enots) compression



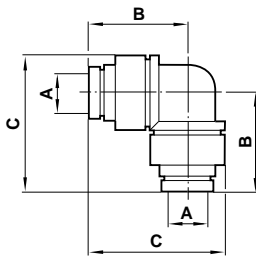
**13325**

Product number	A O/D tube	B Thread Whitworth Form	C	D	F A/F	S
13 325 043X	1/4	1/2 x 24 tpi	35,4	13,5	17	4,4
13 325 044X	1/4	9/16 x 24 tpi	37,9	15	17	4,4
13 325 053X	5/16	1/2 x 24 tpi	35,9	13,5	17	4,8
13 325 054X	5/16	9/16 x 24 tpi	38,4	15	17	6,0
13 325 063X	3/8	1/2 x 24 tpi	37,1	13,5	19	4,8
13 325 064X	3/8	9/16 x 24 tpi	39,6	15	19	6,4



### Elbow Connector – Equal

Tube to tube



### 13040

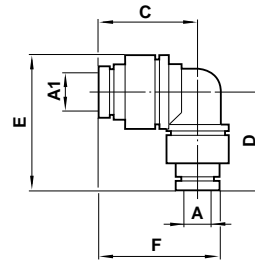
Product number	A O/D tube	B	C
13 040 0300	3/16	22,8	29,6
13 040 0400	1/4	23,8	31,5
13 040 0500	5/16	24,7	33,2
13 040 0600	3/8	26,9	36,4
13 040 0700	1/2	30,5	42

### 11040

Product number	A O/D tube	B	C
11 040 0500	5	22,8	29,6
11 040 0600	6	23,8	31,5
11 040 0800	8	24,7	33,2
11 040 1000	10	26,9	36,4
11 040 1200	12	30,5	42

### Elbow Connector – Unequal

Tube to tube



### 13040

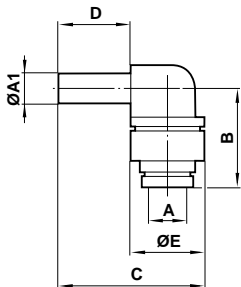
Product number	A1 O/D tube	A O/D tube	C	D	E	F
13 040 0503	5/16	3/16	24,4	24,3	32,8	31,3
13 040 0504	5/16	1/4	24,4	24,4	32,9	32,1
13 040 0603	3/8	3/16	26,1	25,3	34,8	33
13 040 0604	3/8	1/4	26,1	25,4	34,9	33,8
13 040 0605	3/8	5/16	26,1	25,4	34,9	34,6

### 11040

Product number	A1 O/D tube	A O/D tube	C	D	E	F
11 040 0805	8	5	24,4	24,3	32,8	31,3
11 040 0806	8	6	24,4	24,4	32,9	32,1
11 040 1005	10	5	26,1	25,3	34,8	33
11 040 1006	10	6	26,1	25,4	34,9	33,8
11 040 1008	10	8	26,1	25,4	34,9	34,6
11 040 1208	12	8	29,5	26,9	38,4	38
11 040 1210	12	10	29,5	28,9	40,4	39

### Stem Elbow

Stem to tube



### 13043

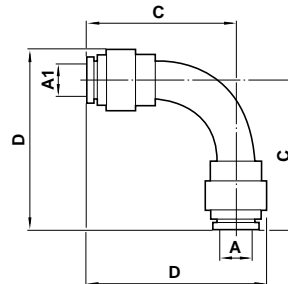
Product number	A1 O/D stem	A O/D tube	B	C	D	E
13 043 0505	5/16	5/16	24,7	40,0	23	17
13 043 0605	3/8	5/16	24,7	41,5	24,5	17
13 043 0606	3/8	3/8	26,9	43,5	24,5	19
13 043 0707	1/2	1/2	26,9	49,0	26	23

### 11043

Product number	A1 O/D stem	A O/D tube	B	C	D	E
11 043 0808	8	8	24,7	40,0	23	17

### Sweep Elbow

Tube to tube



### 13050

Equal

Product number	A & A1 O/D tube	C	D
13 050 0500	5/16	39,4	47,9
13 050 0600	3/8	45,7	55,2

Unequal

Product number	A1 O/D tube	A O/D tube	C	D
13 050 0605	3/8	5/16	45,7	54,2

### 11050

Equal

Product number	A & A1 O/D tube	C	D
11 050 0800	8	39,4	47,9
11 050 1000	10	45,7	55,2

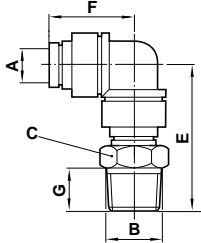
Unequal

Product number	A1 O/D tube	A O/D tube	C	D
11 050 1008	10	8	45,7	54,2



**Swivel Elbow Adaptor**

Tube to male  
BSP taper

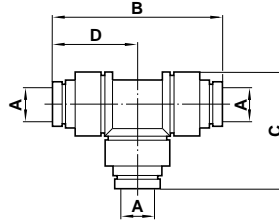


**13147**

Product number	A O/D tube	B BSP taper	C A/F	E	F	G
13 147 0318	3/16	1/8	13,0	36,0	22,8	9,5
13 147 0418	1/4	1/8	15,0	39,5	23,8	9,5
13 147 0428	1/4	1/4	15,0	40,5	23,8	11,1
13 147 0518	5/16	1/8	15,0	40,0	24,7	9,5
13 147 0528	5/16	1/4	15,0	41,5	24,7	11,1
13 147 0538	5/16	3/8	19,0	44,5	24,7	12,7
13 147 0628	3/8	1/4	17,0	44,0	26,9	11,1
13 147 0638	3/8	3/8	19,0	47,0	26,9	12,7
13 147 0738	1/2	3/8	24,0	49,5	30,5	12,7
13 147 0748	1/2	1/2	24,0	53,0	30,5	15,9

**Tee Connector**

Tube to tube to tube



**13060**

Product number	A O/D tube	B	C	D
13 060 0300	3/16	45,5	29,6	22,75
13 060 0400	1/4	47,5	31,5	23,75
13 060 0500	5/16	49,4	33,2	24,7
13 060 0600	3/8	53,8	36,4	26,9
13 060 0700	1/2	61	42	30,5

**11147**

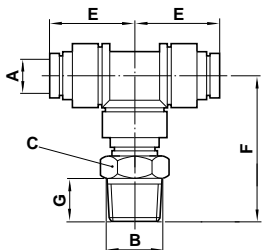
Product number	A O/D tube	B BSP taper	C A/F	E	F	G
11 147 0518	5	1/8	13,0	36,0	22,8	9,5
11 147 0528	5	1/4	15,0	41,2	24,4	11,1
11 147 0618	6	1/8	15,0	39,5	23,8	9,5
11 147 0628	6	1/4	15,0	40,5	23,8	11,1
11 147 0638	6	3/8	19,0	46,2	25,4	12,7
11 147 0818	8	1/8	15,0	40,0	24,7	9,5
11 147 0828	8	1/4	15,0	41,5	24,7	11,1
11 147 0838	8	3/8	19,0	44,5	24,7	12,7
11 147 1028	10	1/4	17,0	44,0	26,9	11,1
11 147 1038	10	3/8	19,0	47,0	26,9	12,7
11 147 1048	10	1/2	24,0	52,0	28,9	15,9
11 147 1238	12	3/8	24,0	49,5	30,5	12,7
11 147 1248	12	1/2	24,0	53,0	30,5	15,9

**11060**

Product number	A O/D tube	B	C	D
11 060 0500	5	45,5	29,6	22,75
11 060 0600	6	47,5	31,5	23,75
11 060 0800	8	49,4	33,2	24,7
11 060 1000	10	53,8	36,4	26,9
11 060 1200	12	61	42	30,5

**Swivel Tee Adaptor**

Tube to male  
BSP taper

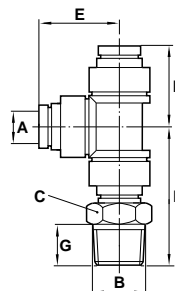


**13167**

Product number	A O/D tube	B BSP taper	C A/F	E	F	G
13 167 0418	1/4	1/8	15,0	23,8	39,5	9,5
13 167 0428	1/4	1/4	15,0	23,8	40,5	11,1
13 167 0518	5/16	1/8	15,0	24,7	40,0	9,5
13 167 0528	5/16	1/4	15,0	24,7	41,5	11,1
13 167 0538	5/16	3/8	19,0	24,7	44,5	12,7
13 167 0628	3/8	1/4	17,0	26,9	44,0	11,1
13 167 0638	3/8	3/8	19,0	26,9	47,0	12,7
13 167 0738	1/2	3/8	24,0	30,5	49,5	12,7
13 167 0748	1/2	1/2	24,0	30,5	53,0	15,9

**Swivel Side Tee Adaptor**

Tube to tube



**13168**

Product number	A O/D tube	B BSP taper	C A/F	E	F	G
13 168 0418	1/4	1/8	15,0	23,8	39,5	9,5
13 168 0428	1/4	1/4	15,0	23,8	40,5	11,1
13 168 0518	5/16	1/8	15,0	24,7	40,0	9,5
13 168 0528	5/16	1/4	15,0	24,7	41,5	11,1
13 168 0538	5/16	3/8	19,0	24,7	44,5	12,7
13 168 0628	3/8	1/4	17,0	26,9	44,0	11,1
13 168 0638	3/8	3/8	19,0	26,9	47,0	12,7
13 168 0738	1/2	3/8	24,0	30,5	49,5	12,7
13 168 0748	1/2	1/2	24,0	30,5	53,0	15,9

**11167**

Product number	A O/D tube	B BSP taper	C A/F	E	F	G
11 167 0518	5	1/8	13,0	22,8	36,0	9,5
11 167 0618	6	1/8	15,0	23,8	39,5	9,5
11 167 0628	6	1/4	15,0	23,8	40,5	11,1
11 167 0818	8	1/8	15,0	24,7	40,0	9,5
11 167 0828	8	1/4	15,0	24,7	41,5	11,1
11 167 0838	8	3/8	19,0	24,7	44,5	12,7
11 167 1028	10	1/4	17,0	26,9	44,0	11,1
11 167 1038	10	3/8	19,0	26,9	47,0	12,7
11 167 1238	12	3/8	24,0	30,5	49,5	12,7
11 167 1248	12	1/2	24,0	30,5	53,0	15,9

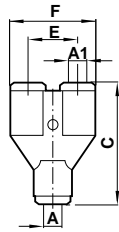
**11168**

Product number	A O/D tube	B BSP taper	C A/F	E	F	G
11 168 0518	5	1/8	13,0	22,8	36,0	9,5
11 168 0618	6	1/8	15,0	23,8	39,5	9,5
11 168 0628	6	1/4	15,0	23,8	40,5	11,1
11 168 0818	8	1/4	15,0	24,7	40,0	9,5
11 168 0828	8	1/4	15,0	24,7	41,5	11,1
11 168 0838	8	3/8	19,0	24,7	44,5	12,7
11 168 1028	10	1/4	17,0	26,9	44,0	11,1
11 168 1038	10	3/8	19,0	26,9	47,0	12,7
11 168 1238	12	3/8	24,0	30,5	49,5	12,7
11 168 1248	12	1/2	24,0	30,5	53,0	15,9



### Parallel Splitter

Tube to tube



### 13082

Equal

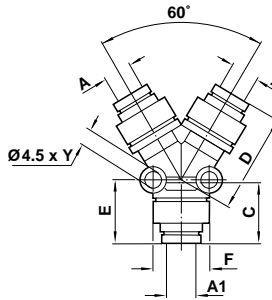
Product number	A & A1 O/D tube	C	D	E	fix hole
13 082 0600	3/8	52,5	41,6	21,6	4,2

Unequal

Product number	A O/D tube	A1 O/D tube	C	D	E	fix hole
13 082 0605	3/8	5/16	52,5	41,6	21,6	4,2

### Two-Way Splitter

Tube to tube



### 13081

Equal

Product number	A & A1 O/D tube	C	D	E	F across centres	Y depth
13 081 0500	5/16	22,2	32,7	22,7	16	18
13 081 0600	3/8	24,4	35,4	23,4	16	20

Unequal

Product number	A1 O/D tube	A O/D tube	C	D	E	F across centres	Y depth
13 081 0605	3/8	5/16	14	32,7	14,5	16	20
13 081 0705	1/2	3/8	18	35,4	17	16	24

### 11081

Equal

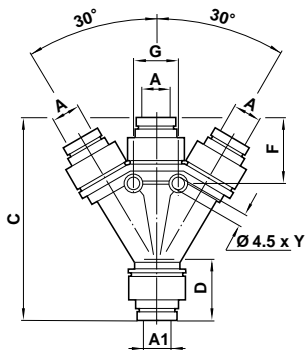
Product number	A & A1 O/D tube	C	D	E	F across centres	Y depth
11 081 0800	8	22,2	32,7	22,7	16	18
11 081 1000	10	24,4	35,4	23,4	16	20

Unequal

Product number	A1 O/D tube	A O/D tube	C	D	E	F across centres	Y depth
11 081 1008	10	8	14	32,7	14,5	16	20
11 081 1210	12	10	18	35,4	17	16	24

### Three-Way Splitter

Tube to tube



### 13091

Equal

Product number	A & A1 O/D tube	C	D	F	G across centres	Y depth
13 091 0500	5/16	74,4	22,7	24,2	16	18
13 091 0600	3/8	78,6	24,4	25,4	16	20

Unequal

Product number	A1 O/D tube	A O/D tube	C	D	F	G across centres	Y depth
13 091 0706	1/2	3/8	78,5	24,4	25,1	16	24

### 11091

Equal

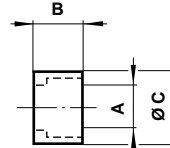
Product number	A & A1 O/D tube	C	D	F	G across centres	Y depth
11 091 0800	8	74,4	22,7	24,2	16	18
11 091 1000	10	78,6	24,4	25,4	16	20

Unequal

Product number	A1 O/D tube	A O/D tube	C	D	F	G across centres	Y depth
11 091 1210	12	10	78,5	24,4	25,1	16	24

### Snap-on Cover

To prevent accidental removal or tampering



### Inch

Product number	A O/D tube	B	C
13 012 0300	3/16	8,3	11
13 012 0400	1/4	8,4	12,7
13 012 0500	5/16	8,5	14,2
13 012 0600	3/8	9,5	16,5
13 012 0700	1/2	9,6	20

### Metric

Product number	A O/D tube	B	C
13 012 0300	5	8,3	11
13 012 0400	6	8,4	12,7
13 012 0500	8	8,5	14,2
13 012 0600	10	9,5	16,5
13 012 0700	12	9,6	20

### Warning

These products are intended for use in industrial compressed air systems only. Do not use these products where pressures and temperatures can exceed those listed under 'Technical Data'.

Before using these products with fluids other than those specified, for non-industrial applications, life-support systems, or other applications not within published specifications, consult Norgren.

Through misuse, age, or malfunction, components used in fluid power systems can fail in various modes. The system designer is warned to consider the failure modes of all component parts used in fluid power systems and to provide adequate safeguards to prevent personal injury or damage to equipment in the event of such failure.

**System designers must provide a warning to end users in the system instructional manual if protection against a failure mode cannot be adequately provided.**

System designers and end users are cautioned to review specific warnings found in instruction sheets packed and shipped with these products where applicable.